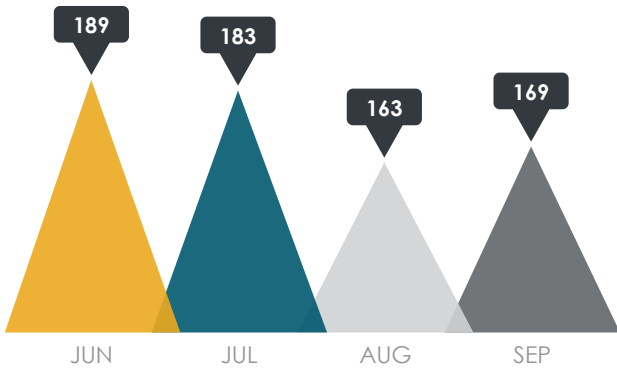
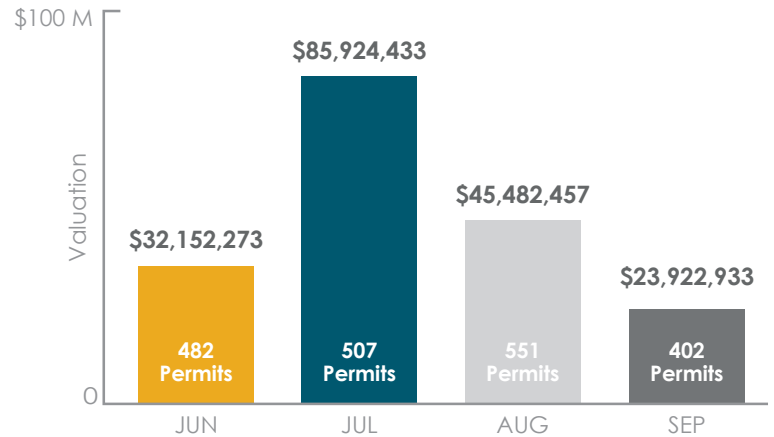


## NEW BUSINESS LICENSES ISSUED



Source: City of Riverside Finance Dept.

## PERMIT ACTIVITY



Source: City of Riverside Community & Economic Development Dept.

## QUARTERLY SALES TAX

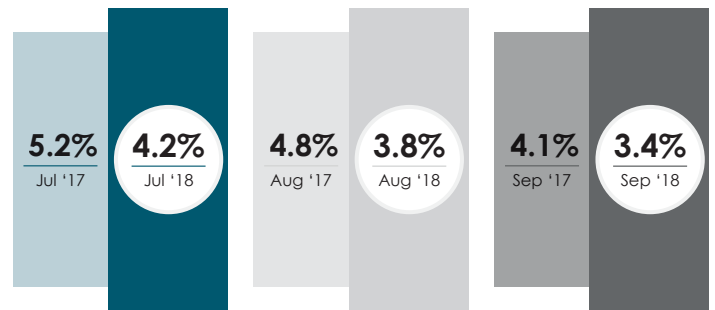


### 1st Quarter 2018

Up 5.7% from same quarter a year ago

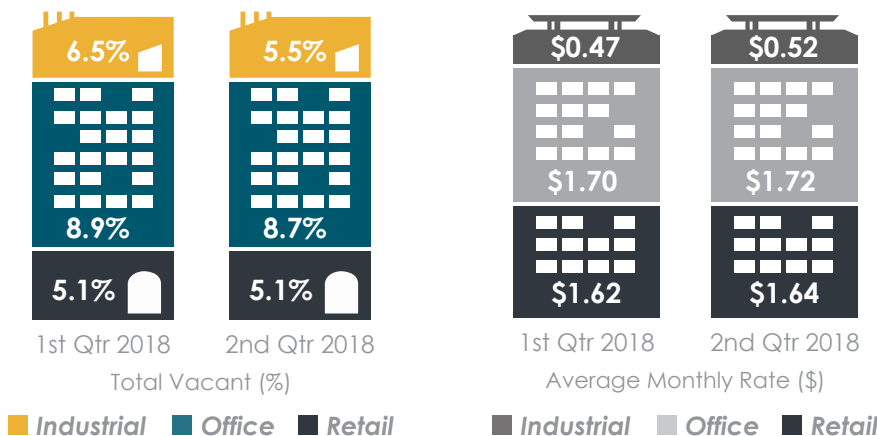
Source: HdL Companies

## UNEMPLOYMENT RATE



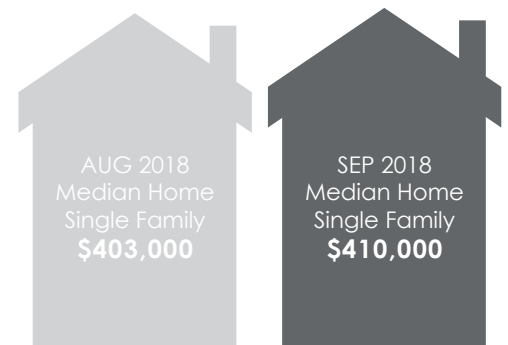
Source: City of Riverside Community & Economic Development Dept.

## CURRENT RATES: VACANCY/LEASE



Source: Costar

## HOUSING PRICES



Source: Inland Valleys Association of Realtors



**11,996**

SUBSCRIBERS

**23.55%**

OPEN RATE

**TOP STORY:**

Inland Empire Startup Week

Join our Newsletter

CUSTOMERS SERVED



**3,045**  
CUSTOMERS  
HELPED THIS MONTH

CUSTOMER SATISFACTION



HAPPY OR NOT

**99%**

12 PERFECT 100% DAYS

**2<sup>ND</sup>**

Quarter  
Businesses  
Assisted

**67**

Small Business  
Development  
Center

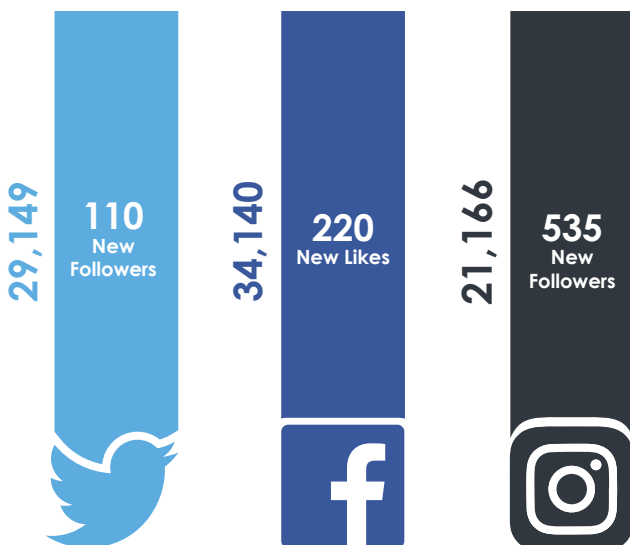
**42**

Economic  
Development  
Division



Source: City of Riverside Econ Division and Inland Empire Small Business Development Center

CITY OF RIVERSIDE SOCIAL MEDIA



AUGUST WEB TRACKING & ANALYTICS

RIVERSIDECA.GOV  
**198,941** unique page views

RIVERSIDEPUBLICUTILITIES.COM  
**69,229** unique page views

RIVERSIDECA.GOV/ECONDEV  
**2,988** unique page views