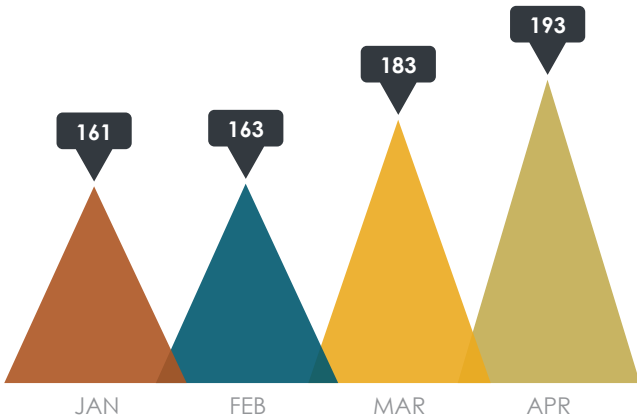
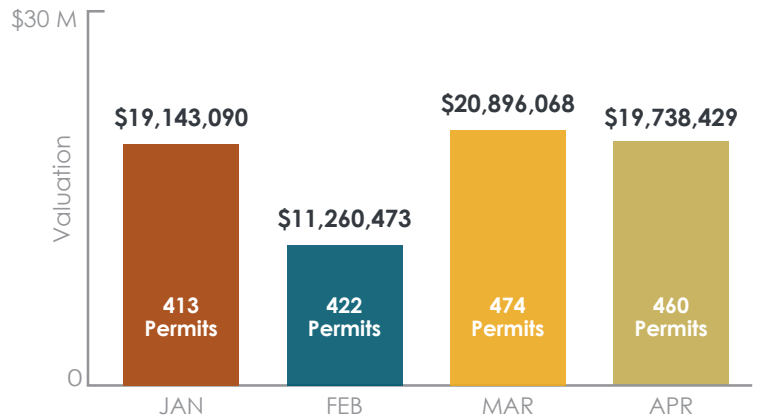


New Business Licenses Issued



Source: City of Riverside Finance Dept.

Permit Activity



Source: City of Riverside Community & Economic Development Dept.

Quarterly Sales Tax

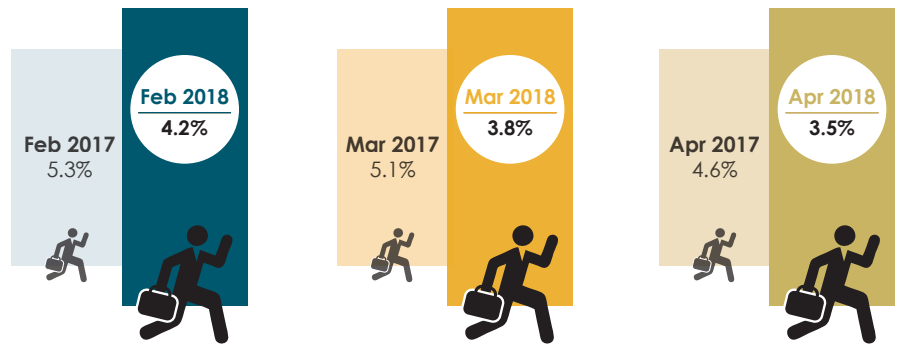


4th Quarter 2017

Up 0.40% from same quarter a year ago

Source: HdL Companies


Unemployment Rate




Source: Employment Development Dept. (State of California)

Current Rates: Vacancy/Lease

Industrial
Office
Retail



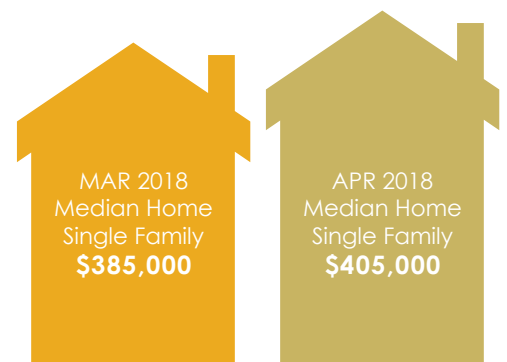
Total Vacant (%)



Average Monthly Rate (\$)

Source: Costar

Housing Prices



Source: Inland Valleys Association of Realtors



APRIL 2018
ECONOMIC
DEVELOPMENT
E-NEWS

11,962
subscribers

21.02%
open rate

TOP STORY:

2018 Riverside
Business Week

**JOIN OUR
NEWSLETTER**

Customers Served



3,456
CUSTOMERS
HELPED THIS MONTH

Customer Satisfaction



HAPPY OR NOT

97%

8 PERFECT 100% DAYS

1st Quarter
Businesses Assisted



64
Small Business
Development
Center

47
Economic
Development
Division

Source: City of Riverside
Econ Division and Inland
Empire Small Business
Development Center

City of Riverside Social Media



April Web Tracking & Analytics

RIVERSIDECA.GOV

unique
page views **191,054**

RIVERSIDEPUBLICUTILITIES.COM

unique
page views **57,646**

RIVERSIDECA.GOV/ECONDEV

unique
page views **3,077**